

Kane County Action Team



Partnering to Better Serve Children and Families in Our Community

Permanency Enhancement Project

*Presentation Developed by NIU
Center for Child Welfare and
Education*

Permanency in Illinois

- ▶ Illinois is one of the lowest performing states as it pertains to permanency
- ▶ Median length of stay in foster care in Illinois is 32.7 months (as of 09-30-15*)
- ▶ Cases open after 36 months
 - African American – 44%
 - Hispanic – 34%
 - White – 31%

*Data Source: Fostering Court Improvement
<http://fosteringcourtimprovement.org/IL/DCFSRegion/Northern/>

Children of Color in Child Welfare

- ▶ Higher occurrence of placement changes
- ▶ Stay in the system longer
- ▶ Less likely to be adopted
- ▶ Less likely to be reunified
- ▶ Receive fewer supports

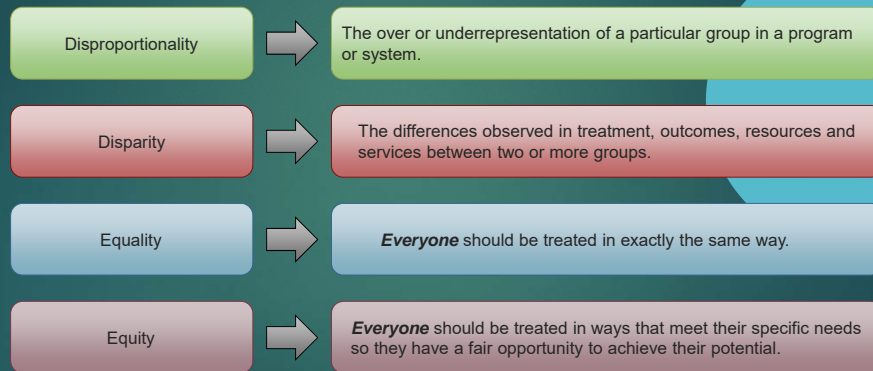
Child Welfare Information Gateway. (2011). Addressing racial disproportionality in child welfare. Washington, DC: U.S. Department of Health and Human Services, Children's Bureau.

Northern Region PEP Vision

Improve permanency outcomes and reduce disproportionality and disparity of children of color in foster care in partnership with the communities.



Common Terms in Describing Outcomes



PEP Regional Goals

- ▶ Improve remain home permanency outcomes
- ▶ Improve return home permanency outcomes
- ▶ Improve adoption/guardianship permanency outcomes
- ▶ Reduce disproportionality and disparate outcomes of African American and Hispanic youth in foster care




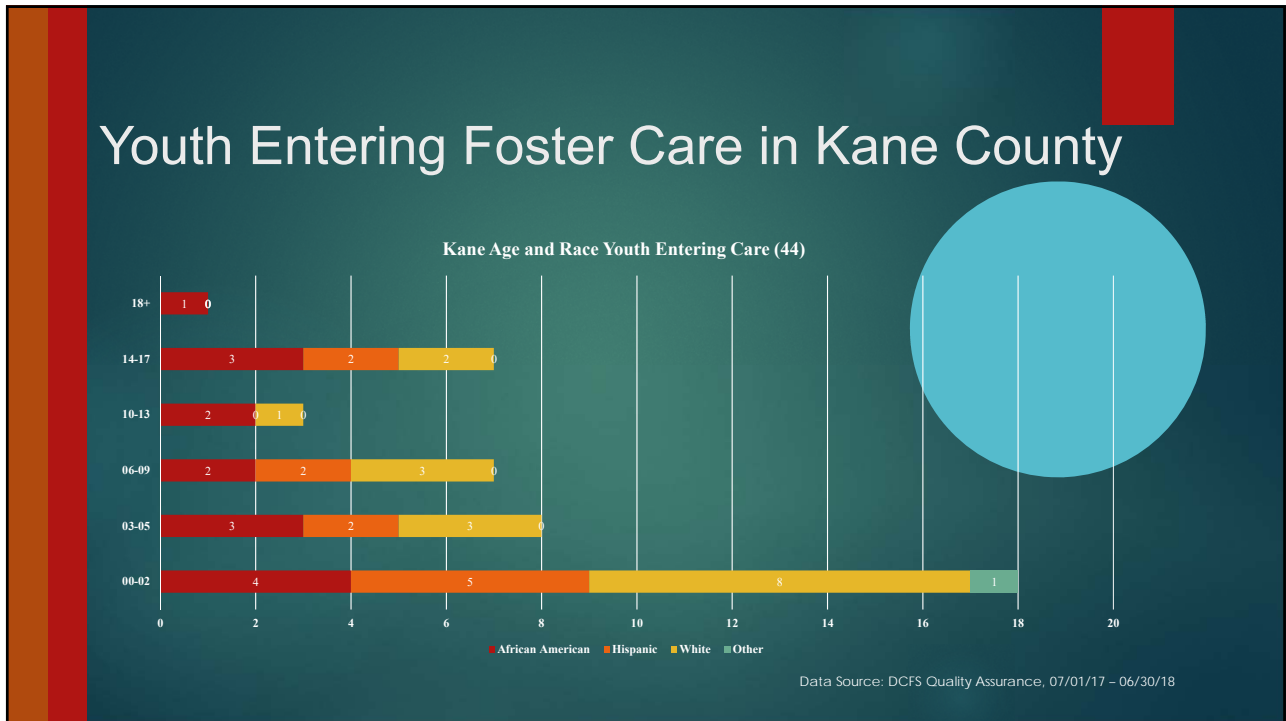
PEP History

- ▶ Partnership with DCFS African American Advisory Council, Illinois African American Family Commission, Universities*
- ▶ Focus groups with stakeholders, town hall meetings, community forums, and regional symposiums
- ▶ Anti-racism training for DCFS staff and communities
- ▶ Partner with community to form and sustain action teams co-led by DCFS and community representative

*Partnership Universities include Illinois State University, Southern Illinois University (Edwardsville), Northern Illinois University, and University of Illinois at Chicago.

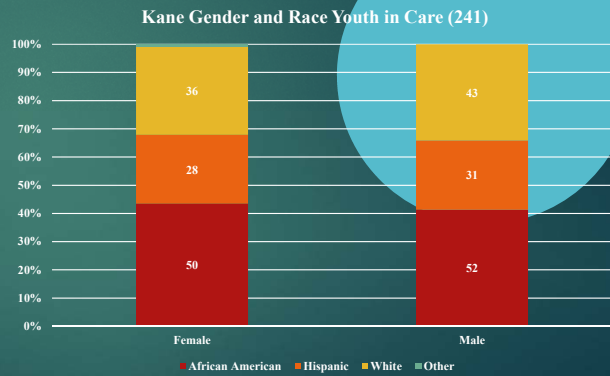
Youth in Foster Care in Kane County

- ▶ How many are there?
- ▶ How old are they?
- ▶ Where do they live?
- ▶ What are their permanency goals?

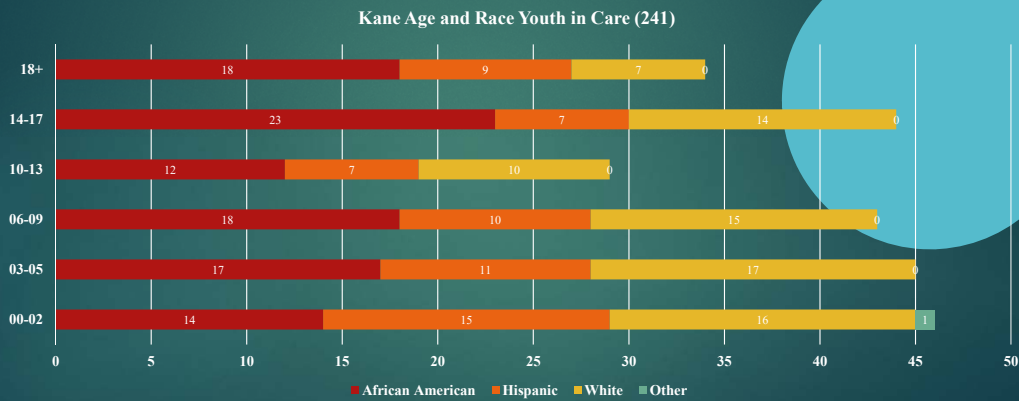
Number of Youth in Foster Care in Kane County

- ▶ 241 Total Children
- ▶ 115 Female (48%)
- ▶ 126 Male (52%)



Data Source: DCFS Quality Assurance, 07/01/17 - 06/30/18

Age of youth in Foster Care in Kane County



Data Source: DCFS Quality Assurance, 07/01/17 - 06/30/18

Where the Children Live

- ▶ Foster/Relative homes – 185
- ▶ Residential – 11
- ▶ Other Institutions – 18
- ▶ Independent Living – 15
- ▶ Other Care – 12

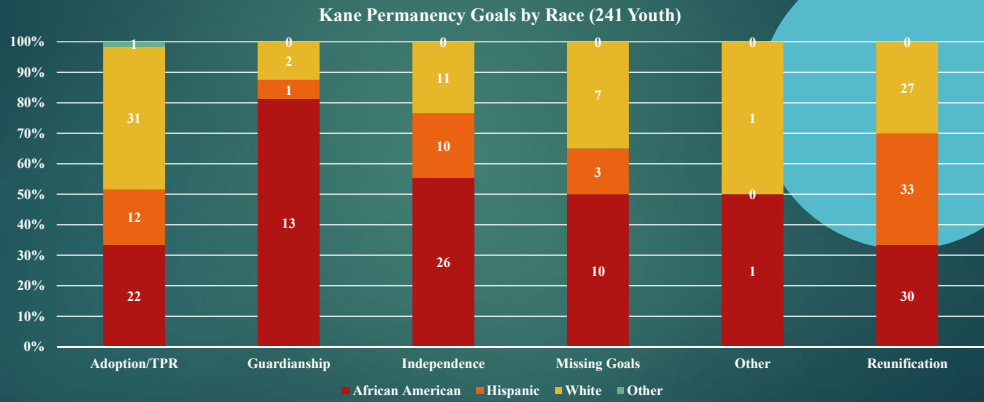


Data Source: DCFS Quality Assurance, 07/01/17 – 06/30/18

Permanency Goals of Youth in Care in Kane County

- ▶ Foster Care is meant to be temporary, not permanent.
- ▶ The permanency goals for foster care children are:
 - ▶ Return Home 37%
 - ▶ Adoption and Guardianship 34%
 - ▶ Independence 20%
 - ▶ Other 1%

Permanency Goals for Youth in Care



Data Source: DCFS Quality Assurance, 07/01/17 - 06/30/18

