

DeKalb County Action Team

Partnering to Better Serve Children and Families in Our Community



Permanency Enhancement Project

*Presentation Developed by NIU Center
for Child Welfare and Education*

Permanency in Illinois

- ▶ Illinois is one of the lowest performing states as it pertains to permanency
- ▶ Median length of stay in foster care in Illinois is 32.7 months (as of 09-30-15*)
- ▶ Cases open after 36 months
 - African American – 44%
 - Hispanic – 34%
 - White – 31%

*Data Source: Fostering Court Improvement
<http://fosteringcourtimprovement.org/IL/DCFSRegion/Northern/>

Children of Color in Child Welfare

- Higher occurrence of placement changes
- Stay in the system longer
- Less likely to be adopted
- Less likely to be reunified
- Receive fewer supports

Child Welfare Information Gateway. (2011). Addressing racial disproportionality in child welfare. Washington, DC: U.S. Department of Health and Human Services, Children's Bureau.

Northern Region PEP Vision

Improve permanency outcomes and reduce disproportionality and disparity of children of color in foster care in partnership with the communities.



Common Terms in Describing Outcomes

Disproportionality



The over or underrepresentation of a particular group in a program or system.

Disparity



The differences observed in treatment, outcomes, resources and services between two or more groups.

Equality



Everyone should be treated in exactly the same way.

Equity



Everyone should be treated in ways that meet their specific needs so they have a fair opportunity to achieve their potential.

PEP Regional Goals

- ▶ Improve remain home permanency outcomes
- ▶ Improve return home permanency outcomes
- ▶ Improve adoption/guardianship permanency outcomes
- ▶ Reduce disproportionality and disparate outcomes of African American and Hispanic youth in foster care



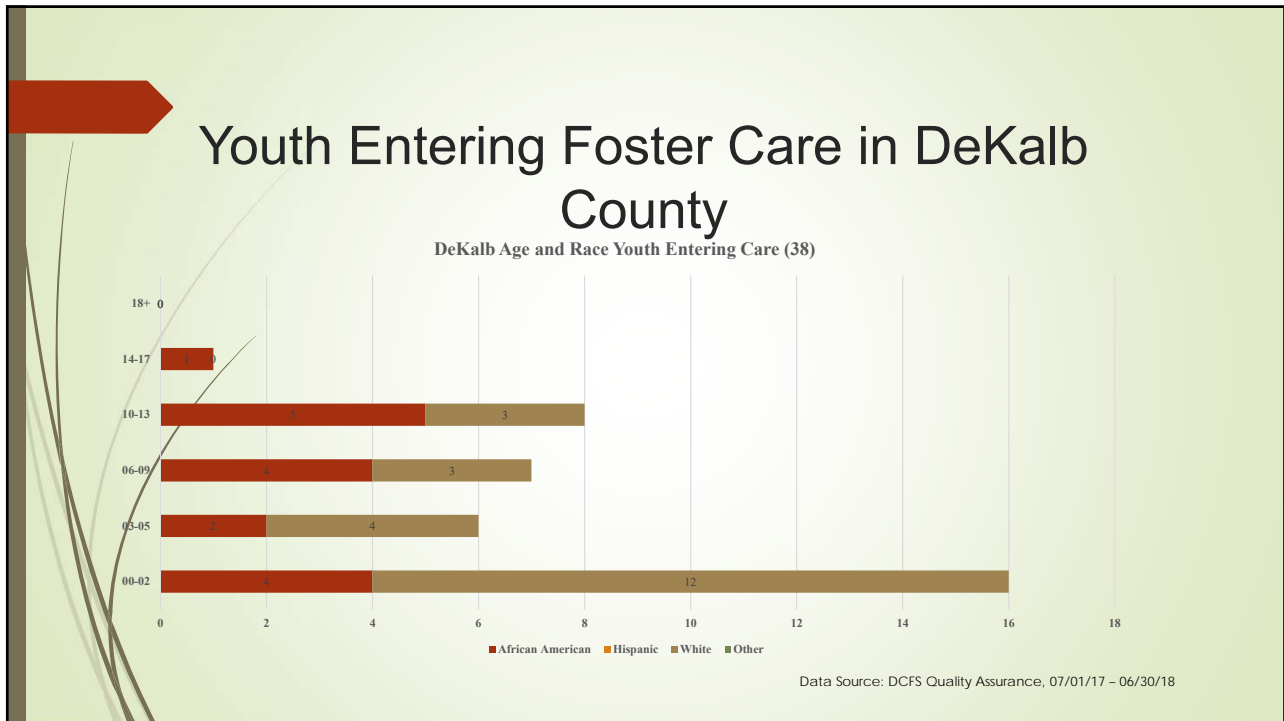
PEP History

- Partnership with DCFS African American Advisory Council, Illinois African American Family Commission, Universities*
- Focus groups with stakeholders, town hall meetings, community forums, and regional symposiums
- Anti-racism training for DCFS staff and communities
- Partner with community to form and sustain action teams co-led by DCFS and community representative

*Partnership Universities include Illinois State University, Southern Illinois University (Edwardsville), Northern Illinois University, and University of Illinois at Chicago.

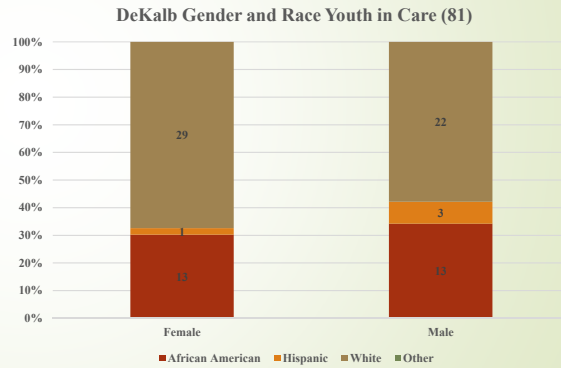
Youth in Foster Care in DeKalb County

- How many are there?
- How old are they?
- Where do they live?
- What are their permanency goals?



Number of Youth in Foster Care in DeKalb County

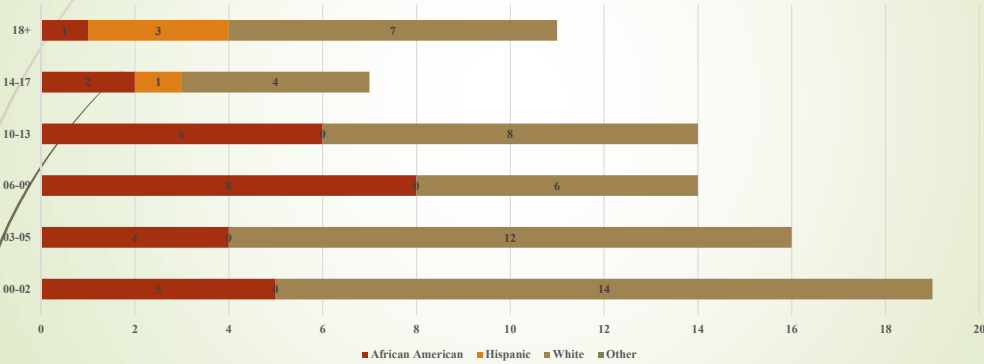
- ▶ 81 Total Children
- ▶ 43 Female (53%)
- ▶ 38 Male (47%)



Data Source: DCFS Quality Assurance, 07/01/17 - 06/30/18

Age of Youth in Foster Care in DeKalb County

DeKalb Age and Race Youth in Care (81)



Data Source: DCFS Quality Assurance, 07/01/17 - 06/30/18

Where the Children Live

- ▶ Foster/Relative homes – 60
- ▶ Residential – 5
- ▶ Other Institutions – 9
- ▶ Independent Living – 3
- ▶ Other Care – 4

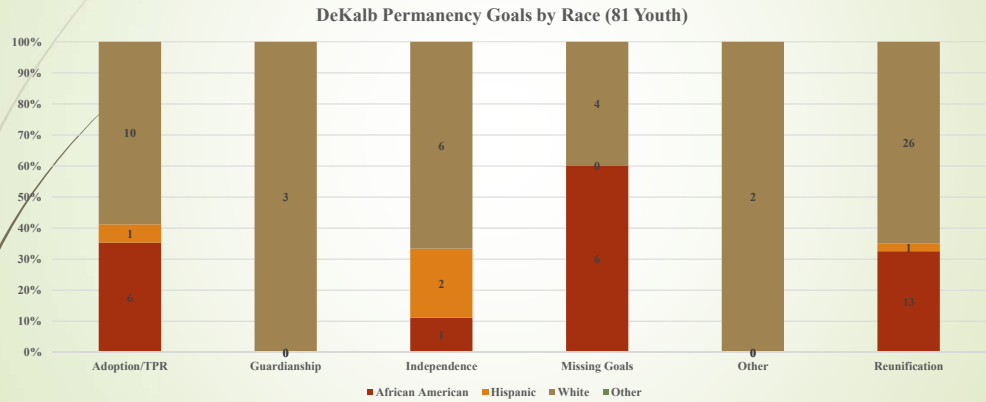


Data Source: DCFS Quality Assurance, 07/01/17 – 06/30/18

Permanency Goals of Youth in Care in DeKalb County

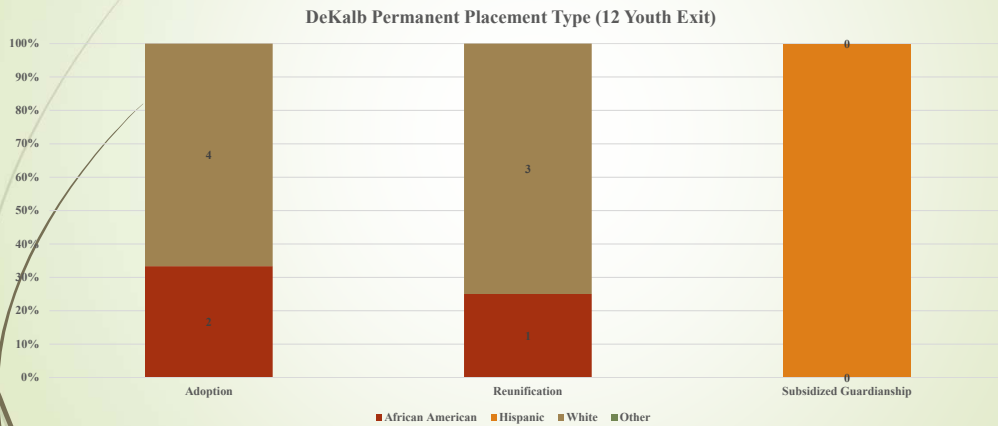
- ▶ Foster Care is meant to be temporary, not permanent.
- ▶ The permanency goals for foster care children are:
 - ▶ Return Home 49%
 - ▶ Adoption and Guardianship 25%
 - ▶ Independence 11%
 - ▶ Other 2%

Permanency Goals for Youth in Care



Data Source: DCFS Quality Assurance, 07/01/17 - 06/30/18


Youth Exiting Foster Care in DeKalb County





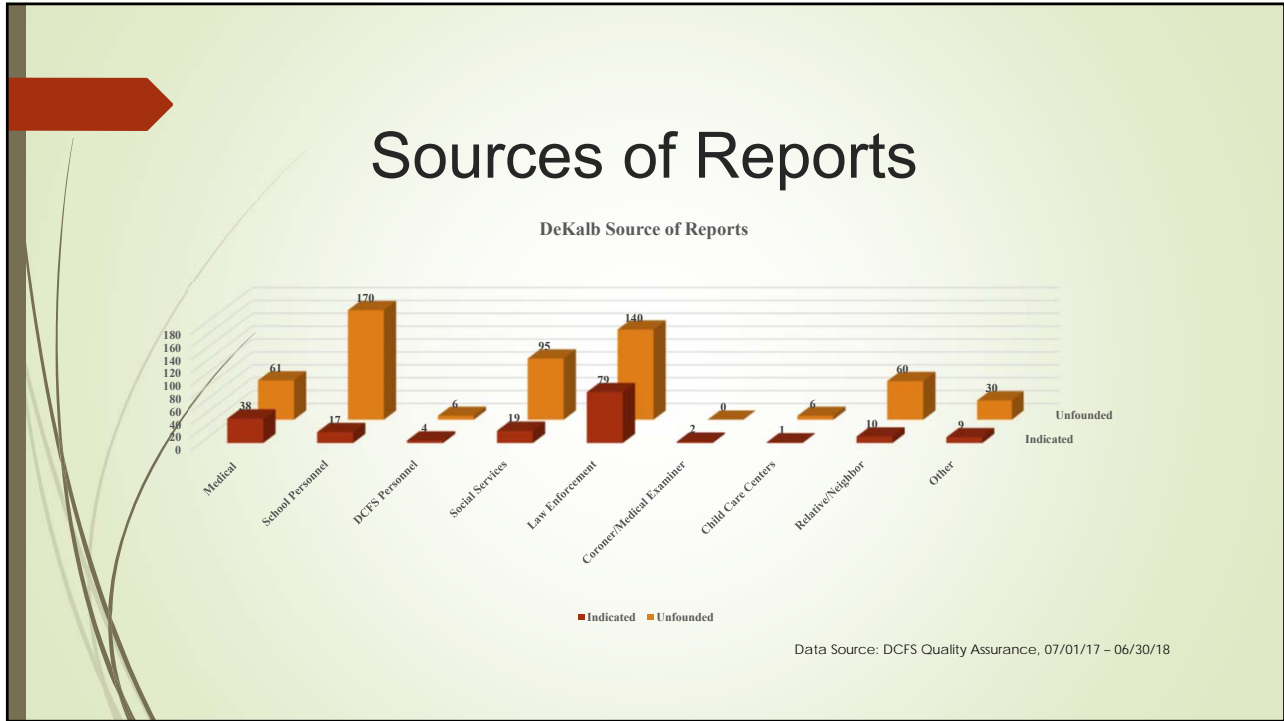
Allegation Substantiation Process

- ▶ Hotline Report – hotline decides whether to accept a report of abuse or neglect based on DCFS guidelines
- ▶ Investigation – each report is investigated for evidence of abuse and or neglect and risk of danger in the home
- ▶ Unfounded Allegation – no credible evidence of abuse or neglect
- ▶ Indicated Allegation – found credible evidence of abuse or neglect, report is substantiated



Sources of Reports

- ▶ Law Enforcement (219) and School Personnel (187) filed the highest number of reports
- ▶ School Personnel (91%), Child Care Centers (86%), and Relative/Neighbor (86%) had the highest percent of unfounded reports within each group's total number of reports



Abuse and Neglect Allegations

■ Total Allegations Reported	6591
■ Abuse Allegations	2483
■ Indicated Abuse Harms	605 (24%)
■ Neglect Allegations	4108
■ Indicated Neglect Harms	1408 (34%)

Data Source: DCFS Quality Assurance, 07/01/17 - 06/30/18

Top Indicated Allegations in Dekalb county

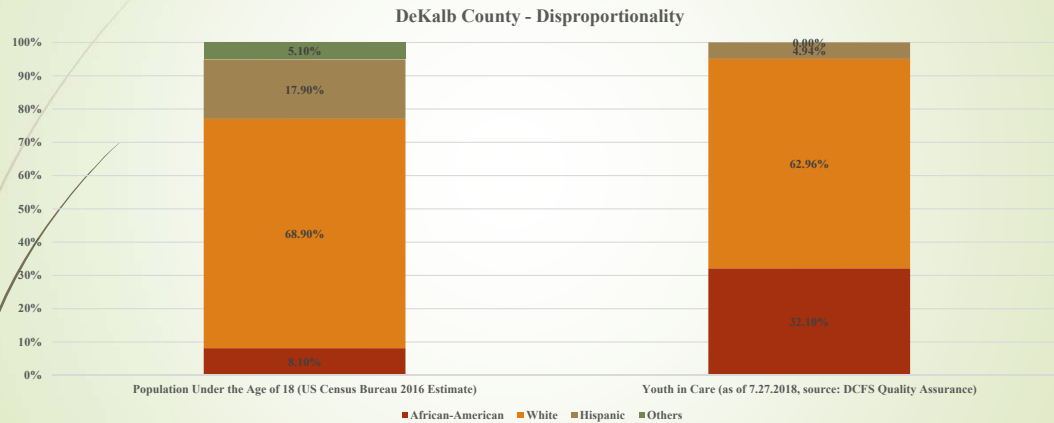
<ul style="list-style-type: none"> ■ Indicated Abuse Category 	
<ul style="list-style-type: none"> ■ Substantial risk of injury/Substantial risk of sexual injury ■ Sexual abuse ■ Physical abuse 	89 77 65
<ul style="list-style-type: none"> ■ Indicated Neglect Category 	
<ul style="list-style-type: none"> ■ Blatant disregard ■ 481 indicated allegations of blatant disregard - substantial risk of injury ■ Lack of supervision ■ Environmental neglect 	564 159 45

Data Source: DCFS Quality Assurance, 07/01/17 - 06/30/16

Disproportionality

- Disproportionality in child welfare refers to differences in the percentage of children of a certain racial / ethnic group in the population when compared to the percentage of the children of the same group in the child welfare system

Disproportionality



Disproportionality

- African American children comprise only 8.1% of the total youth population in DeKalb County, but 32.1% of youth are in the foster care
- Hispanic youth are less represented in the foster care system (4.9%) than they are in the total youth population in DeKalb County (17.9%)



Together ...



... We Can

Make a Difference!